

# *KillTest*

更に上のクオリティ 更に上のサービス



## 問題集

<http://www.killtest.jp>

1年で無料進級することに提供する

**Exam : MD-101**

**Title : Managing Modern Desktops**

**Version : DEMO**

## 1. Topic 1, Litware inc

This is a case study. Case studies are not timed separately. You can use as much exam time as you would like to complete each case.

However, there may be additional case studies and sections on this exam. You must manage your time to ensure that you are able to complete all questions included on this exam in the time provided.

To answer the questions included in a case study, you will need to reference information that is provided in the case study. Case studies might contain exhibits and other resources that provide more information about the scenario that is described in the case study. Each question is independent of the other questions in this case study.

At the end of this case study, a review screen will appear. This screen allows you to review your answers and to make changes before you move to the next section of the exam. After you begin a new section, you cannot return to this section.

### To start the case study

To display the first question in this case study, click the Next button. Use the buttons in the left pane to explore the content of the case study before you answer the questions. Clicking these buttons displays information such as business requirements, existing environment, and problem statements. When you are ready to answer a question, click the Question button to return to the question.

### Existing Environment

#### Current Business Model

The Los Angeles office has 500 developers. The developers work flexible hours ranging from 11:00 to 22:00. Litware has a Microsoft System Center 2012 R2 Configuration Manager deployment. During discovery, the company discovers a process where users are emailing bank account information of its customers to internal and external recipients.

#### Current Environment

The network contains an Active Directory domain that is synced to Microsoft Azure Active Directory (Azure AD). The functional level of the forest and the domain is Windows Server 2012 R2. All domain controllers run Windows Server 2012 R2.

Litware has the computers shown in the following table.

Department	Windows version	Management platform	Domain-joined
Marketing	8.1	Configuration Manager	Hybrid Azure AD-joined
Research	10	Configuration Manager	Hybrid Azure AD-joined
HR	8.1	Configuration Manager	Hybrid Azure AD-joined
Developers	10	Microsoft Intune	Azure AD-joined
Sales	10	Microsoft Intune	Azure AD-joined

The development department uses projects in Azure DevOps to build applications.

Most of the employees in the sales department are contractors. Each contractor is assigned a computer that runs Windows 10. At the end of each contract, the computer is assigned to different contractor. Currently, the computers are re-provisioned manually by the IT department.

### **Problem Statements**

Litware identifies the following issues on the network:

- Employees in the Los Angeles office report slow Internet performance when updates are downloading. The employees also report that the updates frequently consume considerable resources when they are installed. The Update settings are configured as shown in the Updates exhibit. (Click the Updates button.)
- Management suspects that the source code for the proprietary applications in Azure DevOps is being shared externally.
- Re-provisioning the sales department computers is too time consuming.

### **Requirements**

#### **Business Goals**

Litware plans to transition to co-management for all the company-owned Windows 10 computers. Whenever possible, Litware wants to minimize hardware and software costs.

#### **Device Management Requirements**

Litware identifies the following device management requirements:

- Prevent the sales department employees from forwarding email that contains bank account information.
- Ensure that Microsoft Edge Favorites are accessible from all computers to which the developers sign in.
- Prevent employees in the research department from copying patented information from trusted applications to untrusted applications.

#### **Technical Requirements**

Litware identifies the following technical requirements for the planned deployment:



- Re-provision the sales department computers by using Windows AutoPilot.
- Ensure that the projects in Azure DevOps can be accessed from the corporate network only.
- Ensure that users can sign in to the Azure AD-joined computers by using a PIN. The PIN must expire every 30 days.
- Ensure that the company name and logo appears during the Out of Box Experience (OOBE) when using Windows AutoPilot.


### **Exhibits**


## Settings


Windows 10 and later


### Update settings


Servicing channel  Semi-Annual Channel (Targeted) 

\* Microsoft product updates   Allow  Block



\* Windows drivers   Allow  Block


\* Quality update deferral period (days) 


\* Feature update deferral period (days) 


\* Set feature update uninstall period (2 – 60 days) 



### User experience settings

Automatic update behavior   

Active hours start 

Active hours end 

Restart checks   Allow  Skip

Delivery optimization download mode   

You need to capture the required information for the sales department computers to meet the technical requirements.

Which Windows PowerShell command should you run first?

- A. Install-Module WindowsAutoPilotIntune
- B. Install-Script Get-WindowsAutoPilotInfo
- C. Import-AutoPilotCSV
- D. Get-WindowsAutoPilotInfo

**Answer:** A

**Explanation:**

References: <https://docs.microsoft.com/en-us/windows/deployment/windows-autopilot/existing-devices>

## 2.HOTSPOT

You need to resolve the performance issues in the Los Angeles office.

How should you configure the update settings? To answer, select the appropriate options in the answer area.

NOTE: Each correct selection is worth one point.

**Change Delivery Optimization  
download mode to:**

<input type="checkbox"/>
<b>Bypass mode</b>
<b>HTTP blended with internet peering</b>
<b>HTTP blended with peering behind same NAT</b>
<b>Simple download mode with no peering</b>

**Update Active Hours Start to:**

<input type="checkbox"/>
<b>10 AM</b>
<b>11 AM</b>
<b>10 PM</b>
<b>11 PM</b>

**Update Active Hours End to:**

<input type="checkbox"/>
<b>10 AM</b>
<b>11 AM</b>
<b>10 PM</b>
<b>11 PM</b>

**Answer:**

**Change Delivery Optimization download mode to:**

<b>Bypass mode</b>
<b>HTTP blended with internet peering</b>
<b>HTTP blended with peering behind same NAT</b>
<b>Simple download mode with no peering</b>

**Update Active Hours Start to:**

<b>10 AM</b>
<b>11 AM</b>
<b>10 PM</b>
<b>11 PM</b>

**Update Active Hours End to:**

<b>10 AM</b>
<b>11 AM</b>
<b>10 PM</b>
<b>11 PM</b>

**Explanation:**

Reference: <https://docs.microsoft.com/en-us/windows/deployment/update/waas-delivery-optimization>  
<https://2pintsoftware.com/delivery-optimization-dl-mode/>

- 3.What should you configure to meet the technical requirements for the Azure AD-joined computers?
- A. Windows Hello for Business from the Microsoft Intune blade in the Azure portal.
  - B. The Accounts options in an endpoint protection profile.
  - C. The Password Policy settings in a Group Policy object (GPO).
  - D. A password policy from the Microsoft Office 365 portal.

**Answer:** A

**Explanation:**

References:

<https://docs.microsoft.com/en-us/windows/security/identity-protection/hello-for-business/hello-manage-inorganization>

4.HOTSPOT

You need to meet the OOB requirements for Windows AutoPilot.

Which two settings should you configure from the Azure Active Directory blade? To answer, select the appropriate settings in the answer area.

NOTE: Each correct selection is worth one point.

## **i Overview**

Getting started

### **Manage**

Users
Groups
Organizational relationships
Roles and administrators
Enterprise applications
Devices
App registrations
App registrations (Preview)
Application proxy
Licenses
Azure AD Connect
Custom domain names
Mobility (MDM and MAM)
Password reset
Company branding
User settings
Properties
Notifications settings

**Answer:**



## **i Overview**

Getting started

### **Manage**

Users
Groups
Organizational relationships
Roles and administrators
Enterprise applications
Devices
App registrations
App registrations (Preview)
Application proxy
Licenses
Azure AD Connect
Custom domain names
Mobility (MDM and MAM)
Password reset
Company branding
User settings
Properties
Notifications settings

**Explanation:**

Reference:

<https://blogs.msdn.microsoft.com/sgern/2018/10/11/intune-intune-and-autopilot-part-3-preparing-your-environment/>

<https://blogs.msdn.microsoft.com/sgern/2018/11/27/intune-intune-and-autopilot-part-4-enroll-your-first-device/>

5.What should you use to meet the technical requirements for Azure DevOps?

- A. An app protection policy
- B. Windows Information Protection (WIP)
- C. Conditional access
- D. A device configuration profile

**Answer: C**

**Explanation:**

References: <https://docs.microsoft.com/en-us/azure/devops/organizations/accounts/manage-conditional-access? view=azure-devops>