

KillTest

更に上のクオリティ 更に上のサービス



問題集

<http://www.killtest.jp>

1年で無料進級することに提供する

Exam : **M6040-426**

Title : IBM SurePOS 700 Series
Models 745, 775, and 785
Sales Mastery

Version : DEMO

1.What are two examples of information that Light-Path Management can send upstream?

- A. disk usage rates
- B. element fault isolation
- C. environmental variables
- D. system maintenance records

Answer: B,C

Explanation: B:Aid to service personnel to quickly diagnose system faultsC:Ability to pass more information (like environmentalvariables) to a management tool (RMA)

2.Which statement about the Remote Management Agent is true?

- A. It is licensed on a per device basis.
- B. It allows retailers to offer zero-inventory products.
- C. It is available as an optional plug-in for IBM Director.
- D. It allows customers to proactively monitor critical devices.

Answer: D

Explanation: SurePost 700 managements tools includeIBM RemoteManagement AgentandIBM Director.

3.Which feature comes standard with the SurePOS C85?

- A. 4GBDDR3
- B. 64 GB SSD
- C. SurePorts
- D. DVD burner

Answer: D

Explanation: *SATA DVD-R/W option (Standard on C85)

*4900-C85 The controller offering provides a comprehensive back-office hardware solution designed for the

high-demand retail environment. The controller is based on the performance model, equipped with a standard configuration that adapts to a server environment by including an optical drive(D)and removing the SurePorts(not C). The Intel Core i3 2120 and the Celeron Dual Core G540. 500 GB SATA HDD standard, 2 GB DDR3 base memory and integrated RAID support standard and no SurePorts. In the US the system ships with a PC 101-key keyboard.

4.What is an advantage of solid state drives over hard disk drives?

- A. Solid state drives draw less power.
- B. Solid state drives offer greater capacity.
- C. Solid state drives have a longer lifespan.
- D. Solid state drives cost less per gigabyte.

Answer: A

Explanation: SSDs use significantly less power at peak load than hard drives, less than 2W vs. 6W for an HDD.





5.Which feature of SurePOS 700 systems allows customers to mix and match connectivity options based on their required peripherals?

- A. Sure Ports

- B. Cable Arm
- C. PCI Adapter
- D. Integration Tray

Answer: A

Explanation: IBMSurePortsfor connectivity options:

SurePorts	Optional top row			
	Base	Powered USB	RS-485	RS-232
				
Cash drawer	2			
Powered USB 2.0 (12 V)	2	5		
Powered USB 2.0 (24 V)	1			
RS-485 port 5 keyboard			1	
RS-485 port 4 customer display			1	
RS-485 port 7 printer ^{††}			1	
RS-485 port 9 customer display/scanner	1		1	
Powered RS-232 (12 V or 5 V) ^{§§}				3 (15-pin or 9-pin)