

KillTest

更に上のクオリティ 更に上のサービス



問題集

<http://www.killtest.jp>

1年で無料進級することに提供する

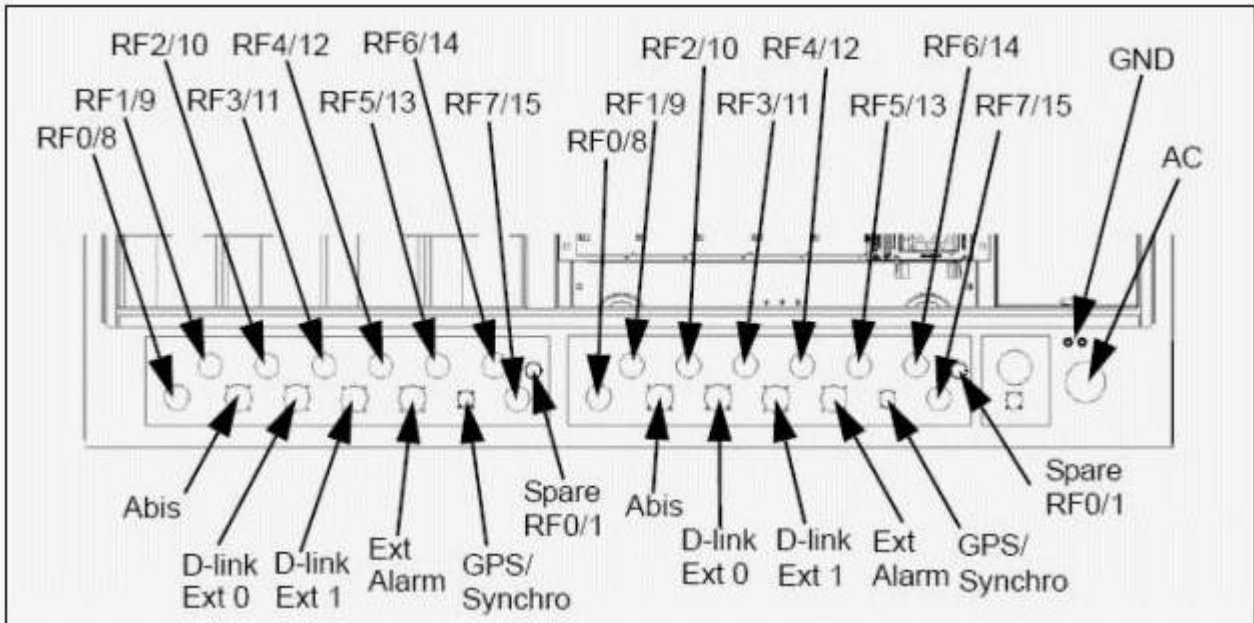
Exam : 920-551

**Title : GSM BTS 18000 Installation
& Commissioning**

Version : DEMO

1. Click on the Exhibit button.

According to the exhibit, what is the maximum number of external alarm cables used to monitor the BTS environment?



- A. 2
- B. 3
- C. 4
- D. 5

Answer: A

2. In which order should the modules represented in the DDU be switched on during the procedure of powering on the GSM BTS 18020?

- A. ECU, Digital/RICO, RF0, RF1
- B. Digital/RICO, RF0, ECU, RF1
- C. RF0, RF1, ECU, Digital/RICO
- D. ECU, RF0, RF1, Digital/RICO

Answer: A

3. Click on the Exhibit button.

Using the information in the exhibit, calculate the ground resistance for a fully equipped GSM BTS

18010?

Table 1 – BTS 18010 Dimensions	
Height	1750 mm (68.9 in)
Depth	600 mm (23.6 in)
Width	600 mm (23.6 in)


Table 2 – BTS 18020 Weight Fully Equipped	
BTS Type	Weight
S666	335.2Kg (739lb)

- A. 604kg/m
- B. 725kg/m
- C. 800kg/m
- D. 931kg/m

Answer: D

4. Click on the Exhibit button.

What is the effect in the BTS when the Circuit Breakers (CB), CB1 and CB3, are off?




- A. Heater 1 is off.
- B. Rectifiers in slots 1-2 are off.
- C. The entire heating system is off.
- D. Only rectifiers 3 and 4 are operational.

Answer: D

5. Click on the Exhibit button.

In which order should the Circuit Breakers (CBs) in the exhibit be switched on when powering on the GSM BTS 18010?



- A. CB0 / CB1 / CB2 / CB3
- B. CB1 / CB0 / CB2 / CB3
- C. CB1 / CB3 / CB0 / CB2
- D. CB3 / CB1 / CB0 / CB2

Answer: C

6. Why is the GSM BTS 18020 secured on the Nortel plinth?

- A. in case of seismic activity
- B. in case of greenfield installation
- C. in case of BTS S8000 swap
- D. in case of roof terrace installation

Answer: C

7. How is the GSM BTS 18020 secured to the floor?

- A. with two M10 bolts
- B. with two M12 bolts
- C. with four M10 bolts
- D. with four M12 bolts

Answer: C

8. What is the operational state when the PCMx LED is red?

- A. PCM ok
- B. PCM NOK
- C. Synchro ok
- D. PCM in Test

Answer: B


9. What is the operational state when the Abis LED is blinking?

- A. level 2 is ok
- B. no level 2 with the BSC
- C. downloading in progress
- D. software downloading failure

Answer: C

10. Click on the Exhibit button.

According to the exhibit, what is the value of the TEI?



TE1(3)	TE1(2)	TE1(1)	TE1(0)	Line Build-Out
OFF	OFF	OFF	OFF	0
OFF	OFF	OFF	ON	1
OFF	OFF	ON	OFF	2
OFF	OFF	ON	ON	3
OFF	ON	OFF	OFF	4
OFF	ON	OFF	ON	5
OFF	ON	ON	OFF	6
OFF	ON	ON	ON	7
ON	OFF	OFF	OFF	8
ON	OFF	OFF	ON	9

- A. 0
- B. 1
- C. 2
- D. 3

Answer: A